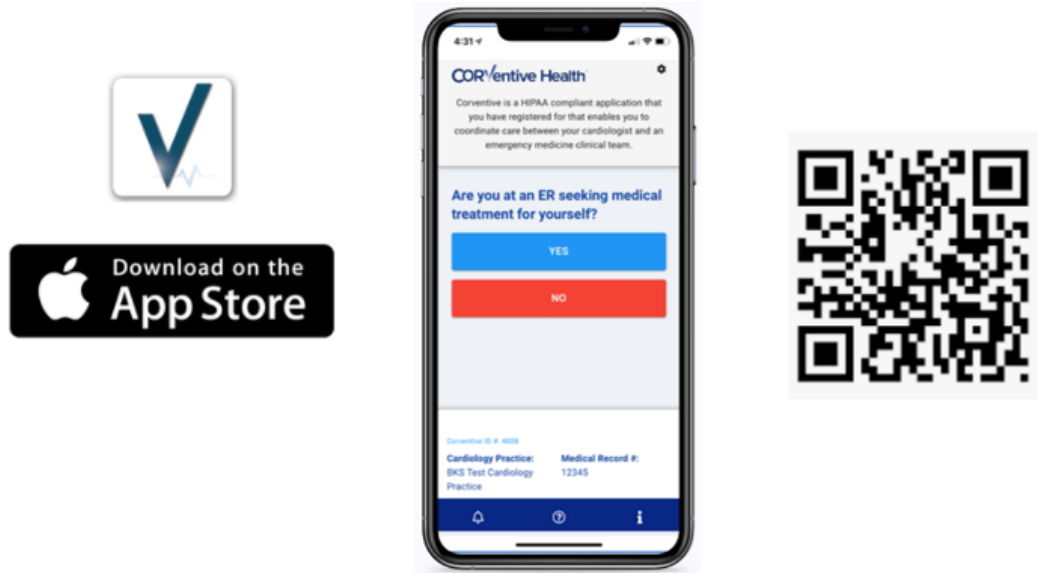


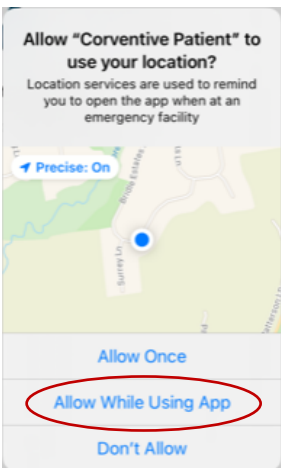
## Download & User Instructions For iOS (Apple) Devices

You can download Corventive Patient for your Apple device by going to:

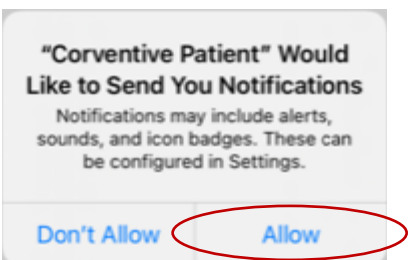



Please note, Corventive Health offers a patient and cardiologist version of our app. Please pay special attention to **avoid downloading Corventive Cardiologist** version of our app.

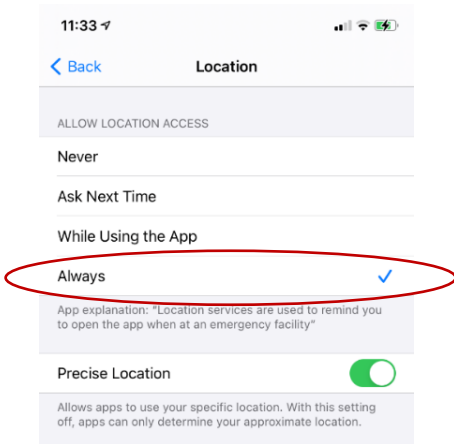
1. Download Corventive Patient.
2. When prompted "Allow While Using App".



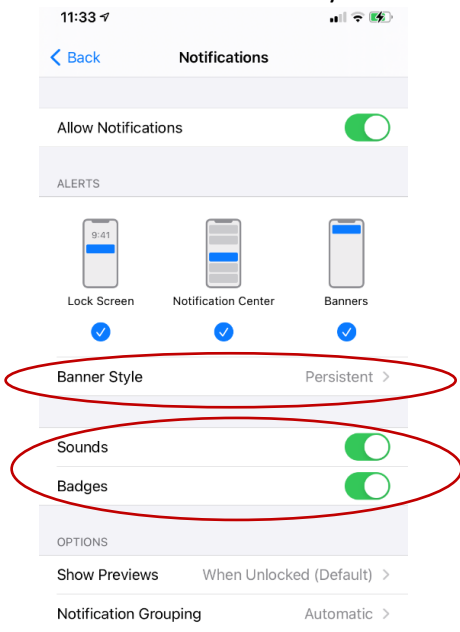
3. When prompted "Allow" notifications.



4. Please enter your mobile phone number.
5. You will receive a 6-digit security code via SMS text message.
6. Enter the 6-digit security code into Corventive Patient to verify your identity and authenticate the mobile application (No further sign-up or passwords are required).
7. Agree to Corventive's Terms of Use.
8. After authentication, please go to your phone's general settings and select Corventive Patient  and ensure location services is set to "Always" so it runs in the background.



9. Please ensure Banner Style is set to "Persistent" and Sounds and Badges have been selected.



10. Close the Corventive Patient App.

❖ **Optional - You can disable location services if you desire to use Corventive Patient in manual mode only. Please note, we recommend you enable location services so Corventive Patient automatically activates in a hectic cardiac emergency situation.**